

The CC2009 Election Procedures Handbook

ADDENDUM NO.1

October 4, 2009

Page 1

Under “Table of Contents”,

Add:

8. NEW – Mail-In Voting for ALL Voters

Page 3

Under “1. OVERVIEW OF THE CC2009 ELECTION”,

Add after “Contact Info”:

Mail-In Voting for All Voters, a.k.a., “Voting Option B”

Please note that in mid-September, “Option B” was officially added to the CC2009 Delegate Election protocols to accommodate the reality of large numbers of Mail-In Voters in states where there are no Voting Centers or very few. It must be noted that Mail-In Voting was added very reluctantly by the Election Committee as an option to encourage maximum participation in the states, although this voting protocol does not meet the most basic requirement of a fully transparent voting process: a flow of uninterrupted, observable steps from marking the ballot to the posting of the counting results. The instant the ballot leaves the voter’s hand as it falls through the post office slot, the “flow” becomes hidden until the ballot emerges from a mailbox on the other end of its postal journey. To help counter any attempts at voting multiple ballots through the mail, all Mail-In Voters will be required to sign their Registration Form before a Notary Public. Typically, banks offer this service free to their regular banking customers.

Please note that this new protocol is *in addition to* the already established procedures for Overseas Military and Homebound Voters as described on pages 9 & 10 of this Handbook. Military and Homebound Voting is now designated as “Option C” and Disabled Voting, “Option D” under “Instructions to All Voters” which will be posted on the CC2009 website to assist voters in preparing to vote.

See Section 8 of this Handbook for a full description of the Procedures for “Mail-In Voting for All Voters.”

Page 9

Under #6 – ELECTION DAY, OCTOBER 10, 2009,

Then under “Arrival At Voting Center”, in first sentence,

ADD after “...to put up signs outside the venue”:

“to help voters find the building and the entrance. At the voting table inside, two of the poster board signs shall clearly read (in large bold print) “REGISTRATION” and “VOTER SIGN-IN” and shall be taped to the front edge of the table in the appropriate locations.

Then under “The voting process”,

ADD after “Signing the Voter Sign-in Roster book”:

- Getting the back of his/her “signing” hand stamped with a dot of red ink. (This will prevent multiple In-Person Voting on Election Day.)

Page 10

Under “The voting process” (continued from Page 9),

Change the first sentence under the THIRD bullet to read:

- Marking on the paper ballot their choice of up to three delegates or numerically ranking the candidates on ballots with only two or three candidates.

Under “Walk-In” Ballots,

Change to Read:

~~“Walk-In” Ballots: Other than for military or homebound voters, there will be no absentee or mail-in voting. People wanting to vote must make the effort to plan ahead and travel to a designated Voting Center on Election Day to cast their ballot during the voting window. (The severe gaps in the chain of custody of absentee, as well as early voting ballots, immediately calls into question the integrity of any election that uses them.)~~

A) Military and Homebound Voters: For these voters, a self-authenticating affidavit ~~ballot will be sent along with~~ a registration form and a ballot will be available online which they will be able to download, mark, sign and either fax or hand them to a friend or family member who will then “walk in” with *both of their documents* to his/her closest Voting Center. **There will be a limit of TWO (2) such ballots allowed to be brought in by any ONE (1) voter.**

B) Disabled Voters: For voters who are physically-impaired, visually-impaired and/or blind, the following provisions will be made to allow these voters to mark a paper ballot *privately and independently:*

- **For the physically-impaired,** a self-authenticating affidavit ~~ballot~~ with enlarged boxes next to each candidate’s name will be sent along with a self-authenticating registration form that has been similarly revised for ease of signing.
- **For the visually-impaired and blind,** a self-authenticating affidavit ~~ballot~~ with a tactile bump placed next to each candidate’s box AND a written script for a family member or friend to read aloud while out of view of the voter’s ballot will be sent along with a self-authenticating registration form that has a tactile bump added next to the signature line.

Page 13

After the last sentence under Step 9,

Add:

One volunteer from each Voting Center will be asked, if possible, to wait for at least one hour after posting to make sure that the results remain intact for any interested members of the public to view.

The last sentence (in parentheses) under Step 10,

Change to read :

~~(The fax number for reporting the results and the website that will be posting the results will be provided in an upcoming Addendum.)~~

THE NATIONAL TOLL-FREE FAX NUMBER is 1-888-858-6923.

Page 14

After the entire Section titled: “7. AFTER ELECTION DAY”,

Add:

8. MAIL-IN VOTING – Postmarked no later than Oct. 10, 2009

In states where insufficient volunteers are available to organize and execute enough Voting Centers for exclusive in-person, hand-counted paper ballot voting on CC2009 Election Day, October 10, 2009, the following is the protocol for downloadable registration forms and ballots, to be mailed in to one central State Vote Counting Center in each state *OR* to the National CC2009 Vote Counting Center in Austin, TX.:

A Registration Form **with a notary requirement**, a Ballot, and a complete set of instructions to voters (including where to mail-in Registration Forms and Ballots) will be posted on the CC2009 website (www.cc2009.us) for downloading and printing purposes.

The Registration Form must be notarized before the voter mails it in with his/her ballot. The voter will enclose the Registration Form in one business letter envelope, seal it, and mark it “REGISTRATION” on the outside of the envelope. Then, the voter will mark his/her ballot – either by selecting no more than three nominees or by ranking the nominees in the case of states with only two or three candidates - then seal it in a *second* business letter envelope and mark “BALLOT” on the outside.

Then the voter will put BOTH envelopes into one larger envelope and mail it to one of two places:

- A post office box secured by the State Coordinator in the city, town, or area where the SC lives. *(Note: SC shall meet with Postmaster to discuss the possibility of large numbers of ballots arriving. If needed, place a “HOLD OVER” status on all ballots coming to this box so none will be returned to sender.)* This P.O. Box address will be posted on the state’s webpage on the CC2009 website (www.cc2009.us) along with the Registration Form, Ballot and Instructions to All Voters. SC shall establish one central Vote Counting Center for counting the ballots on Mail-In Counting Day, Saturday, October 17, 2009. The Counting Center must be located in a public place conforming to the same venue specifications for Voting Centers in the Election Handbook.

-OR-

- If a state is unable to set up and staff their own Vote Counting Center, then the Mail-In Voters in that state will be able to send their voting documents to the National Vote Counting Center in Austin, TX. The national P.O. Box address is:

**CC 2009 - NATIONAL
P.O. Box 41106
Austin, TX 78704**

IMPORTANT: All Mail-In Ballots shall remain undisturbed at the post office until Mail-In Counting Day, October 17, 2009, when they ALL shall be removed and counted in the manner described below. *(Please note: There may be other unforeseen circumstances that make this*

impossible to do. If an early retrieval must occur, please contact the Election Committee Co-Chairs, Karen Renick and Vickie Karp, to establish a different protocol. See Page 4 of the Election Handbook for their contact information.)

In states that have their own P.O. Box, on the morning of October 17th, the State Coordinator (or someone else standing in his/her stead if the State Coordinator is a candidate on the Ballot) with at least two other members of the Counting Team (described below), will retrieve all envelopes from the P.O. Box while being videotaped and take them DIRECTLY to the previously arranged Vote Counting Center.

Upon arrival at the Vote Counting Center, CONTINUOUS videotaping of the ENTIRE process as described below *until the results are publicly posted* is a MUST.

The State Coordinator and the Counting Team members will

1. open each large envelope,
2. unseal the Registration envelope FIRST,
3. check to make certain it was notarized
 - (a) If notarized, staple the Registration form to the still-sealed Ballot envelope and log the voter's name into the Voter Sign-In Roster Book— similar to the binder used on Election Day at the Voting Centers for In-Person Voting.
 - (b) If not notarized, then the Registration Form shall be stapled to the accompanying still-sealed Ballot envelope and securely kept in a separate stack for later review. (See below.)
4. verify that there are no duplicate Registration Forms. If any duplicate Registration Forms are found, its accompanying Ballot will be discarded. Staple any duplicate Registration Forms to the other Registration Forms from the same voter.

Once all Registration envelopes are opened and all eligible voters are logged in, the envelopes marked "Ballot" shall be separated from their accompanying Registration Form (to maintain voter privacy) and put together in a stack. The Ballot envelopes shall then be opened.

Note: Please recycle all paper envelopes after they are opened and emptied if such a service exists in your locale.

From this point, the counting, tallying, posting and faxing procedures from the Election Handbook shall be followed.

All Ballots with an accompanying Registration Form that was *not* notarized shall be left unopened and securely stapled to its Registration Form. *These Ballots will only be opened and counted if the vote count difference between two or more candidates is less than the number of these non-notarized ballots.* If this is the case, then each and every voter who submitted an un-notarized Registration Form MUST be contacted by phone by the State Coordinator (or his/her designee if the State Coordinator is a candidate on the ballot) to confirm the voter's identity to his/her satisfaction.

Just as is described for Voting Center In-Person Voting, the State Coordinators (or their designees) are charged with preserving all ballots and election records in a secure location until the end of Continental Congress, November 22nd. 2009.

APPENDIX B

The following five (4) forms have been revised or added so they may be downloaded and used before/on Election Day, Oct. 10, 2009, at the Voting Centers *and* at the Counting Centers on Mail-In Counting Day, Oct. 17, 2009:

-VOTE TALLY FORM

-ELECTION RESULTS (to be faxed to Election Headquarters when completed)

-VOTER REGISTRATION for IN-PERSON VOTING at VOTING CENTER

-TEMPLATE FOR CUTTING SLOT IN TOP OF BALLOT BOX



ELECTION OF DELEGATES

October 10, 2009

CITY/TOWN: _____ STATE: _____

VOTE TALLY FORM

(FIRST, fill in all candidates' names following the SAME order from the Ballot. Starting immediately after each candidate's name, make one vertical mark per vote. After four votes, draw a horizontal line across the four previous vertical marks to indicate the fifth vote. Then start a new series of five marks. Additional copies of this form should be used when there are more than SIX candidates on the ballot and/or when a candidate's marks have filled all four lines.)

Candidate's Name: _____

TOTAL

Candidate's Name: _____

TOTAL

Candidate's Name: _____

TOTAL

Candidate's Name: _____

TOTAL

Candidate's Name: _____

TOTAL

Candidate's Name: _____

TOTAL

ELECTION OF DELEGATES

October 10, 2009

CITY/TOWN: _____ STATE: _____

ELECTION RESULTS

List Vote Totals in DESCENDING Numerical Order

(Write HIGHEST Vote Total in Top Box with Candidate's name on line immediately to the right, then second highest total with that candidates name, etc. Use additional copies of this form when there are more than six candidates on the ballot.)

Vote Total:

Candidate Name:

PAGE NO. ____ of ____

FAX to 1-888-858-6923 immediately after publicly posting one of the other filled out "Election Results" originals.

ELECTION OF DELEGATES

October 10, 2009

CITY/TOWN: _____ **STATE:** _____

**VOTER REGISTRATION
FOR IN-PERSON VOTING
AT A CC2009 VOTING CENTER ON OCTOBER 10, 2009**

I hereby affirm, under penalty of perjury, that I:

- am 18 years of age or older on October 10, 2009
- am a citizen of the United States of America
- currently reside in the state of _____
- support The Declaration of Independence, The U.S. Constitution, and the purpose of the Continental Congress 2009 which is: *To end and reverse the violations to The Constitution of The United States of America and to restore constitutional governance.*
- am casting ONLY ONE ballot in the CC2009 election
- have not altered the official State Ballot except to mark it as instructed

Signed and affirmed by:

Signature of Voter

Date

VOTER, please print clearly:

Your Name: _____

Your Address: _____

City _____ State _____ Zip Code _____

Phone(*optional*) _____

Email(*optional*) _____

By voting at this CC2009 Voting Center, you are participating in a constitutionally-valid election process using hand-counted paper ballots that is uninterrupted and publicly observable from the opening of the polls to the posting of the final results at the polling place. You have a right to see your vote and know that your vote is accurately counted! And YOU have the responsibility to pitch-in and help make this happen in every upcoming election in your community. Thank you!

TEMPLATE FOR CUTTING SLOT IN TOP OF BALLOT BOX


1. Cut away the paper **AROUND** this $\frac{1}{2}$ " by $9\frac{1}{2}$ " ballot slot template. 2. Tape template to the bottom of the center "gully" of ballot box top. 3. Place top on thick cardboard & cut slowly w/ utility knife along outside of dashed lines.

Continental
Congress '09
The Next Step
For a Free People.




VOTING CENTER
VOLUNTEER

Continental
Congress '09
The Next Step
For a Free People.




VOTING CENTER
VOLUNTEER

Continental
Congress '09
The Next Step
For a Free People.



VOTING CENTER
VOLUNTEER

Continental
Congress '09
The Next Step
For a Free People.



VOTING CENTER
VOLUNTEER

Continental
Congress '09
The Next Step
For a Free People.



VOTING CENTER
VOLUNTEER

Continental
Congress '09
The Next Step
For a Free People.



VOTING CENTER
VOLUNTEER

Continental
Congress '09
The Next Step
For a Free People.




VOTING CENTER
VOLUNTEER

Continental
Congress '09
The Next Step
For a Free People.




VOTING CENTER
VOLUNTEER

Continental
Congress '09
The Next Step
For a Free People.




VOTING CENTER
VOLUNTEER

Continental
Congress '09
The Next Step
For a Free People.




VOTING CENTER
VOLUNTEER

Continental
Congress '09
The Next Step
For a Free People.




VOTING CENTER
VOLUNTEER

Continental
Congress '09
The Next Step
For a Free People.




VOTING CENTER
VOLUNTEER

Continental
Congress '09
The Next Step
For a Free People.




VOTING CENTER
VOLUNTEER

Continental
Congress '09
The Next Step
For a Free People.




VOTING CENTER
VOLUNTEER

Continental
Congress '09
The Next Step
For a Free People.



VOTING CENTER
VOLUNTEER

Continental
Congress '09
The Next Step
For a Free People.



VOTING CENTER
VOLUNTEER